


DEPARTMENT OF BUDGET AND FISCAL SERVICES  
**CITY AND COUNTY OF HONOLULU**  
530 SOUTH KING STREET, ROOM 208 • HONOLULU, HAWAII 96813  
PHONE: (808) 768-3900 • FAX: (808) 768-3179 • INTERNET: www.honolulu.gov



MUFI HANNEMANN  
MAYOR

RIX MAURER III  
DIRECTOR

MARK K. OTO  
DEPUTY DIRECTOR

October 30, 2009

Ms. Bernice K.N. Mau, City Clerk  
Office of the City Clerk  
530 South King Street, Room 100  
Honolulu, Hawaii 96813

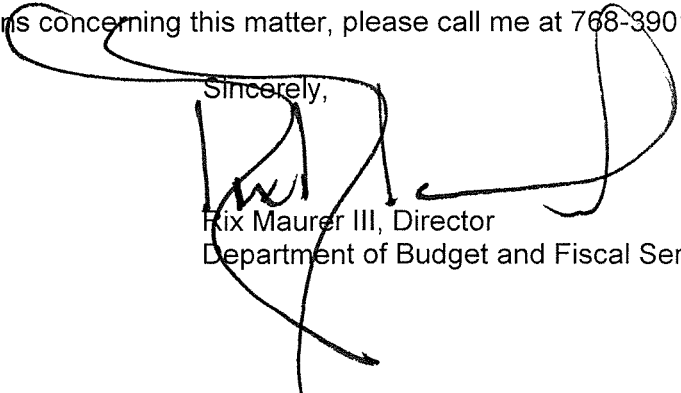
RECEIVED  
CITY CLERK  
& C OF HONOLULU  
2009 OCT 30 PM 3:58

Dear Ms. Mau:

Pursuant to Section 8-12.14, Revised Ordinances of Honolulu, as amended, we hereby submit a report of all appeal settlements entered into by the director and approved by the Board of Review during the 2008-2009 tax year. As required, the attached report includes the taxpayer's name, the tax parcel involved, and the original assessment and settlement amounts.

Should you have any questions concerning this matter, please call me at 768-3901.


Sincerely,

  
Rix Maurer III, Director  
Department of Budget and Fiscal Services

RM:dw

Attachments

APPROVED:

  
Kirk W. Caldwell  
Managing Director

Property Tax Appeals Settled by the Director in FY08-09

<u>TAX YEAR</u>	<u>TMK</u>	<u>OWNER</u>	<u>INITIAL ASSESSMENT</u>	<u>AS SETTLED</u>
2007	910570300000	IHILANI HOTEL LLC	45,940,600	39,464,500
2008	910120730001	FAIRWAY'S EDGE DEVELOPMENT LLC	424,400	424,400
2008	910120730002	FAIRWAY'S EDGE DEVELOPMENT LLC	424,100	424,100
2008	910120730003	FAIRWAY'S EDGE DEVELOPMENT LLC	424,100	424,100
2008	910120730004	FAIRWAY'S EDGE DEVELOPMENT LLC	424,400	424,400
2008	910120730005	FAIRWAY'S EDGE DEVELOPMENT LLC	434,400	434,400
2008	910120730006	FAIRWAY'S EDGE DEVELOPMENT LLC	418,600	418,600
2008	910120730007	FAIRWAY'S EDGE DEVELOPMENT LLC	418,600	418,600
2008	910120730008	FAIRWAY'S EDGE DEVELOPMENT LLC	434,400	434,400
2008	910120730010	FAIRWAY'S EDGE DEVELOPMENT LLC	418,600	418,600
2008	910120730011	FAIRWAY'S EDGE DEVELOPMENT LLC	418,600	418,600
2008	910120730012	FAIRWAY'S EDGE DEVELOPMENT LLC	434,400	434,400
2008	910120730013	FAIRWAY'S EDGE DEVELOPMENT LLC	424,400	424,400
2008	910120730014	FAIRWAY'S EDGE DEVELOPMENT LLC	424,100	424,100
2008	910120730016	FAIRWAY'S EDGE DEVELOPMENT LLC	424,400	424,400
2008	910120730019	FAIRWAY'S EDGE DEVELOPMENT LLC	418,600	418,600
2008	910120730020	FAIRWAY'S EDGE DEVELOPMENT LLC	434,400	434,400
2008	910120740010	FAIRWAY'S EDGE DEVELOPMENT LLC	413,100	413,100
2008	910120740011	FAIRWAY'S EDGE DEVELOPMENT LLC	413,100	413,100
2008	910120740015	FAIRWAY'S EDGE DEVELOPMENT LLC	424,100	424,100
2008	910120740016	FAIRWAY'S EDGE DEVELOPMENT LLC	424,400	424,400
2003	920030750000	SCHULER HOMES INC	134,200	134,200
2003	920190440000	D R HORTON-SCHULER HOMES LLC	1,289,300	1,289,300
2003	920190560000	D R HORTON-SCHULER HOMES LLC	579,800	579,800
2003	920190590000	D R HORTON-SCHULER HOMES LLC	413,600	413,600
2003	920190840000	D R HORTON-SCHULER HOMES LLC	124,700	124,700
2004	920190840000	D R HORTON-SCHULER HOMES LLC	124,700	124,700
2004	670030170000	DOLE FOOD CO INC	18,400	17,000
2007	460310220167	YOGI,DARRYL T	415,300	380,000
2007	470040200063	LEE,ERIC S K	362,300	330,000
2008	910750330000	ALOHA/KAPOLEI LLC	12,837,300	11,670,200
2009	620050030000	HALEIWA INDUSTRIAL COUNTRY	4,926,800	4,475,000
2007	460120020078	NEWSOM FAMILY TR	550,900	500,000
2009	670150460002	DELLINGER,DAVID W	710,200	643,300
2007	420010500008	MAU,CAROLYN J TR	575,300	520,000
2007	560010410000	CANNONBALL ENTERPRISES	2,640,500	2,386,600
2008	170360150000	MATTHEWS,ROBERT H	416,300	375,500
2007	440120640123	GALANTE,DUNG VO	602,900	543,000
2007	420010450004	RESPICIO,JOSEPH C JR	305,400	275,000
2007	420010490006	CARPENTER,T K/S M TR	623,200	561,000
2007	460120020044	ARAKI,STEPHANIE S	500,600	450,600
2007	460020370013	DUNCAN,RUDOLPH S	690,600	621,600
2007	440120040063	LUM,STEVEN M C	681,100	613,000
2008	910570010000	IHILANI HOTEL LLC	120,442,100	108,390,000
2007	460310170090	PANG,HIRAM H S	411,300	370,000
2008	210040240000	MIYAMOTO,ROY M	6,234,600	5,600,000
2008	910120770006	FAIRWAY'S EDGE DEVELOPMENT LLC	167,200	150,100
2008	910120770012	FAIRWAY'S EDGE DEVELOPMENT LLC	167,200	150,100
2008	910120770001	FAIRWAY'S EDGE DEVELOPMENT LLC	167,900	150,100
2008	910120770007	FAIRWAY'S EDGE DEVELOPMENT LLC	167,900	150,100

2005	260270140000	H-5 LLC	1,396,200	1,234,400
2005	260270130000	H-5 LLC	1,405,200	1,242,200
2009	730170890000	MATSUDA,EVELYN K TR	515,000	450,000
2006	260270140000	H-5 LLC	1,927,600	1,679,200
2006	260270130000	H-5 LLC	1,947,100	1,695,800
2008	911420050000	HASEKO (EWA) INC	348,800	301,900
2008	911420060000	HASEKO (EWA) INC	348,800	301,900
2008	911271430000	HASEKO (EWA) INC	346,500	296,200
2008	911420120000	HASEKO (EWA) INC	346,100	295,600
2008	911420130000	HASEKO (EWA) INC	342,000	286,400
2008	180200020000	GENTILE,MICHAEL M	331,700	277,600
2007	660180060000	PARADISE ON THE BEACH LLC	2,229,400	1,859,800
2008	911420110000	HASEKO (EWA) INC	339,700	281,100
2008	911420030000	HASEKO (EWA) INC	366,300	301,900
2008	911420040000	HASEKO (EWA) INC	366,300	301,900
2008	911370030000	HASEKO (EWA) INC	338,500	278,800
2008	911370040000	HASEKO (EWA) INC	338,100	278,000
2008	911370050000	HASEKO (EWA) INC	338,100	277,900
2007	860070040000	BURGESS,HAYDEN F	326,500	268,000
2008	911370020000	HASEKO (EWA) INC	337,500	276,600
2008	911271480000	HASEKO (EWA) INC	322,900	262,400
2008	911271490000	HASEKO (EWA) INC	322,500	261,900
2008	911370060000	HASEKO (EWA) INC	335,700	272,400
2008	911271510000	HASEKO (EWA) INC	322,200	261,400
2008	911271520000	HASEKO (EWA) INC	322,200	261,400
2008	911271540000	HASEKO (EWA) INC	322,200	261,400
2008	911271550000	HASEKO (EWA) INC	322,200	261,400
2008	911271560000	HASEKO (EWA) INC	322,200	261,400
2008	911271570000	HASEKO (EWA) INC	322,200	261,400
2008	911271590000	HASEKO (EWA) INC	322,200	261,400
2008	911271600000	HASEKO (EWA) INC	322,200	261,400
2008	911271610000	HASEKO (EWA) INC	322,200	261,400
2008	911281430000	HASEKO (EWA) INC	322,200	261,400
2008	911281440000	HASEKO (EWA) INC	322,200	261,400
2008	911281450000	HASEKO (EWA) INC	322,200	261,400
2008	911281460000	HASEKO (EWA) INC	322,200	261,400
2008	911271500000	HASEKO (EWA) INC	321,600	260,600
2008	911271470000	HASEKO (EWA) INC	321,500	260,500
2008	911271530000	HASEKO (EWA) INC	321,400	260,300
2008	911271580000	HASEKO (EWA) INC	321,400	260,300
2009	260040080000	HALEKULANI CORP	203,025,000	164,258,100
2008	911271440000	HASEKO (EWA) INC	313,400	252,800
2008	911420140000	HASEKO (EWA) INC	334,500	269,500
2008	911271450000	HASEKO (EWA) INC	319,300	257,200
2008	911420100000	HASEKO (EWA) INC	334,400	269,200
2007	660180300000	PARADISE ON THE BEACH LLC	1,007,000	809,800
2008	911420090000	HASEKO (EWA) INC	334,000	268,300
2008	911370070000	HASEKO (EWA) INC	333,600	267,900
2008	911370080000	HASEKO (EWA) INC	333,600	267,900
2008	911370090000	HASEKO (EWA) INC	333,600	267,900
2008	911370100000	HASEKO (EWA) INC	333,600	267,900
2008	911370110000	HASEKO (EWA) INC	333,600	267,900

2008	911370120000	HASEKO (EWA) INC	333,600	267,900
2008	911370130000	HASEKO (EWA) INC	333,600	267,900
2008	911370140000	HASEKO (EWA) INC	333,600	267,900
2008	911370010000	HASEKO (EWA) INC	333,300	267,100
2008	911271460000	HASEKO (EWA) INC	320,200	255,100
2008	910120770003	FAIRWAY'S EDGE DEVELOPMENT LLC	188,800	150,100
2008	910120770004	FAIRWAY'S EDGE DEVELOPMENT LLC	188,800	150,100
2003	920030750000	SCHULER HOMES INC	3,642,500	2,894,400
2008	911420020000	HASEKO (EWA) INC	357,400	282,700
2008	910120770002	FAIRWAY'S EDGE DEVELOPMENT LLC	197,800	156,400
2008	911420010000	HASEKO (EWA) INC	357,100	282,100
2005	840020050000	NITTO HAWAII CO LTD	7,129,200	5,617,000
2008	910120770005	FAIRWAY'S EDGE DEVELOPMENT LLC	199,800	156,400
2008	910120770008	FAIRWAY'S EDGE DEVELOPMENT LLC	199,800	156,400
2008	910120770011	FAIRWAY'S EDGE DEVELOPMENT LLC	199,800	156,400
2008	911420150000	HASEKO (EWA) INC	328,400	255,700
2007	910570010000	IHILANI HOTEL LLC	113,351,200	88,035,500
2008	910120770009	FAIRWAY'S EDGE DEVELOPMENT LLC	188,800	146,100
2008	910120770010	FAIRWAY'S EDGE DEVELOPMENT LLC	188,800	146,100
2008	911420200000	HASEKO (EWA) INC	294,100	222,800
2008	911420320000	HASEKO (EWA) INC	304,200	228,200
2008	911370320000	HASEKO (EWA) INC	315,000	236,300
2008	911370350000	HASEKO (EWA) INC	315,400	236,600
2008	911370500000	HASEKO (EWA) INC	294,100	220,600
2008	911370510000	HASEKO (EWA) INC	294,100	220,600
2008	911370560000	HASEKO (EWA) INC	294,100	220,600
2008	911370570000	HASEKO (EWA) INC	294,100	220,600
2008	911370480000	HASEKO (EWA) INC	294,500	220,900
2008	911370410000	HASEKO (EWA) INC	297,700	223,300
2008	911370170000	HASEKO (EWA) INC	314,900	236,200
2008	911370180000	HASEKO (EWA) INC	314,900	236,200
2008	911370190000	HASEKO (EWA) INC	314,900	236,200
2008	911370200000	HASEKO (EWA) INC	314,900	236,200
2008	911370210000	HASEKO (EWA) INC	314,900	236,200
2008	911370220000	HASEKO (EWA) INC	314,900	236,200
2008	911370230000	HASEKO (EWA) INC	314,900	236,200
2008	911370240000	HASEKO (EWA) INC	314,900	236,200
2008	911370250000	HASEKO (EWA) INC	314,900	236,200
2008	911370260000	HASEKO (EWA) INC	314,900	236,200
2008	911370270000	HASEKO (EWA) INC	314,900	236,200
2008	911370330000	HASEKO (EWA) INC	314,900	236,200
2008	911370340000	HASEKO (EWA) INC	314,900	236,200
2008	911370160000	HASEKO (EWA) INC	318,800	239,100
2008	911370400000	HASEKO (EWA) INC	300,400	225,300
2008	911370430000	HASEKO (EWA) INC	296,000	222,000
2008	911370440000	HASEKO (EWA) INC	296,000	222,000
2008	911370450000	HASEKO (EWA) INC	296,000	222,000
2008	911370460000	HASEKO (EWA) INC	296,000	222,000
2008	911370470000	HASEKO (EWA) INC	296,000	222,000
2008	911370530000	HASEKO (EWA) INC	294,000	220,500
2008	911370540000	HASEKO (EWA) INC	294,400	220,800
2008	911370580000	HASEKO (EWA) INC	294,400	220,800

2008	911420170000	HASEKO (EWA) INC	350,300	262,700
2008	911370370000	HASEKO (EWA) INC	316,300	237,200
2008	911370280000	HASEKO (EWA) INC	315,100	236,300
2008	911370290000	HASEKO (EWA) INC	315,100	236,300
2008	911370300000	HASEKO (EWA) INC	315,100	236,300
2008	911370310000	HASEKO (EWA) INC	315,100	236,300
2008	911370380000	HASEKO (EWA) INC	311,100	233,300
2008	911370610000	HASEKO (EWA) INC	305,500	229,100
2008	911370390000	HASEKO (EWA) INC	302,700	227,000
2008	911420260000	HASEKO (EWA) INC	299,100	224,300
2008	911420310000	HASEKO (EWA) INC	299,100	224,300
2008	911370420000	HASEKO (EWA) INC	296,300	222,200
2008	911420220000	HASEKO (EWA) INC	295,900	221,900
2008	911420230000	HASEKO (EWA) INC	295,900	221,900
2008	911370550000	HASEKO (EWA) INC	294,700	221,000
2008	911370590000	HASEKO (EWA) INC	294,700	221,000
2008	911370490000	HASEKO (EWA) INC	294,300	220,700
2008	911420190000	HASEKO (EWA) INC	294,300	220,700
2008	911420160000	HASEKO (EWA) INC	319,000	239,200
2008	911420240000	HASEKO (EWA) INC	313,800	235,300
2008	911420180000	HASEKO (EWA) INC	303,800	227,800
2008	911420210000	HASEKO (EWA) INC	295,000	221,200
2008	911370520000	HASEKO (EWA) INC	294,200	220,600
2008	911420270000	HASEKO (EWA) INC	294,200	220,600
2008	911420280000	HASEKO (EWA) INC	294,200	220,600
2008	911420290000	HASEKO (EWA) INC	294,200	220,600
2008	911420300000	HASEKO (EWA) INC	294,200	220,600
2008	911420250000	HASEKO (EWA) INC	311,300	233,400
2008	911370600000	HASEKO (EWA) INC	295,000	221,000
2008	911370360000	HASEKO (EWA) INC	319,400	236,600
2003	920190560000	D R HORTON-SCHULER HOMES LLC	1,071,000	754,700
2004	650010010000	DOLE FOOD CO INC	338,900	226,900
2008	860070040000	BURGESS,NORA L	469,300	268,000
2006	150413510000	MATSON TERMINALS INC	25,562,600	12,781,300
2007	150413510000	MATSON TERMINALS INC	25,562,600	12,781,300
2008	150413510000	MATSON TERMINALS INC	25,562,600	12,781,300
2003	920190560000	D R HORTON-SCHULER HOMES LLC	1,133,400	551,400
2008	910120780013	FAIRWAY'S EDGE DEVELOPMENT LLC	480,800	208,100
2008	910120780016	FAIRWAY'S EDGE DEVELOPMENT LLC	480,800	208,100
2008	910120780014	FAIRWAY'S EDGE DEVELOPMENT LLC	470,700	197,700
2008	910120780015	FAIRWAY'S EDGE DEVELOPMENT LLC	470,700	197,700
2008	910120760020	FAIRWAY'S EDGE DEVELOPMENT LLC	400,500	156,400
2008	910120760015	FAIRWAY'S EDGE DEVELOPMENT LLC	400,500	150,100
2008	910120760011	FAIRWAY'S EDGE DEVELOPMENT LLC	401,200	150,100
2008	910120760016	FAIRWAY'S EDGE DEVELOPMENT LLC	401,200	150,100
2008	910120760013	FAIRWAY'S EDGE DEVELOPMENT LLC	414,500	150,100
2008	910120760018	FAIRWAY'S EDGE DEVELOPMENT LLC	414,500	150,100
2008	910120760012	FAIRWAY'S EDGE DEVELOPMENT LLC	433,200	156,400
2008	910120760017	FAIRWAY'S EDGE DEVELOPMENT LLC	433,200	156,400
2008	910120760014	FAIRWAY'S EDGE DEVELOPMENT LLC	423,300	150,100
2008	910120760019	FAIRWAY'S EDGE DEVELOPMENT LLC	423,300	146,100
2004	660090020000	DOLE FOOD CO INC	318,700	39,300